



# beurer MG 100 Infrared Percussion Massager Instruction Manual

[Home](#) » [Beurer](#) » beurer MG 100 Infrared Percussion Massager Instruction Manual 

## Contents

- [1 beurer MG 100 Infrared Percussion Massager](#)
- [2 Included in delivery](#)
- [3 Signs and symbols](#)
- [4 Intended use](#)
  - [4.1 Electric shock](#)
  - [4.2 Repairs](#)
  - [4.3 Fire hazard](#)
  - [4.4 Handling](#)
- [5 Device description](#)
- [6 Initial use](#)
- [7 Usage](#)
- [8 Cleaning and maintenance](#)
- [9 What if there are problems?](#)
- [10 Disposal](#)
- [11 Technical specifications](#)
- [12 Warranty / Service](#)
- [13 Documents / Resources](#)
  - [13.1 References](#)
- [14 Related Posts](#)

# beurer

beurer MG 100 Infrared Percussion Massager



Read these instructions for use carefully and keep them for later use, be sure to make them accessible to other users and observe the information they contain.

## **WARNING**

- This device may be used by children over the age of 8 and by people with reduced physical, sensory or mental skills or a lack of experience or knowledge, provided that they are supervised or have been instructed on how to use the device safely, and are fully aware of the consequent risks of use.
- Children must not play with the device.
- Cleaning and user maintenance must not be performed by children unless supervised.
- If the mains connection cable of this device is damaged, it must be disposed of. If it cannot be removed, the device must be disposed of.
- Do not insert any objects in the device apertures or in the moving parts. Ensure that the moving parts can move freely at all times.
- Do not force or jam any part of your body, in particular your fingers, between the moving massage elements or their holders in the device.
- The device has a hot surface. Persons sensitive to heat must be careful when using the device.
- Under no circumstances should you open or repair the device yourself, as faultless functionality can no longer be guaranteed thereafter. Failure to comply will invalidate the warranty.













## **Included in delivery**

Check that the exterior of the cardboard delivery packaging is intact and make sure that all contents are present. Before use, ensure that there is no visible damage to the device or accessories and that all packaging material has been removed. If you have any doubts, do not use the device and contact your retailer or the specified Customer Service address.

- 1 x Infrared percussion massager
- 2 x Interchangeable massage attachments
- 1 x Operating instructions

## **Signs and symbols**

The following symbols are used on the device, in these instructions for use, on the packaging and on the type plate for the device:

	<b>Warning</b> Warning instruction indicating a risk of injury or damage to health
	<b>Important</b> Safety note indicating possible damage to the device/accessory
	<b>Product information</b> Note on important information
	<b>Read the instructions</b>
	Disposal in accordance with the Waste Electrical and Electronic Equipment EC Directive – WEEE
	<b>Manufacturer</b>
	<b>Protection class II device</b> The device is double-protected and thus corresponds to protection class 2
	Dispose of packaging in an environmentally friendly manner
	<b>CE labelling</b> This product satisfies the requirements of the applicable European and national directives.
	The products demonstrably meet the requirements of the Technical Regulations of the EAEU.
	For indoor use only
	United Kingdom Conformity Assessed Mark

## Intended use

This device is intended only for the massaging of individual parts of the human body. It cannot replace medical treatment. Do not use the massage device if any of the following warnings apply to you. Please consult your doctor if you are unsure whether or not the massage device is suitable for you.

## WARNING

Use of the massage device is prohibited in the following cases:

- On animals.
- On persons suffering from a herniated disk or from abnormal changes to the vertebrae.
- Never use the massage device to massage the heart region of persons fitted with a pacemaker. Always consult a doctor before using the massage device on other parts of the body of a person fitted with a pacemaker.
- Never use the massage device on swollen, burned, inflamed or damaged skin or body parts.
- The massage device must not be used during pregnancy.
- Do not use the massage device on the face (eyes), on the larynx or on other particularly sensitive parts of the body.
- Never use the device while you are asleep.
- Never use the device after taking medication or consuming alcohol (reduced levels of awareness). You should consult your doctor before using the massage device if:
  - you suffer from a serious illness or are recovering from an operation,
  - you suffer from any of the following: common cold accompanied by a fever, varicose veins, thrombosis, phlebitis, jaundice, diabetes, nervous system diseases (e.g. sciatica) or acute inflammations.

The device is only intended for the purpose described in these operating instructions. The manufacturer cannot be held liable for damage occurring as a result of inappropriate or careless use.

## **Warnings and safety notes**

Please read these operating instructions carefully. Failure to observe the information provided below can lead to personal injury or material damage. Keep these instructions in a safe place where they can also be read by other persons using the device. Always pass on these instructions together with the appliance if you sell it or pass it on.

### **WARNING**

Keep children away from the packaging materials. Risk of suffocation.

### **Electric shock**

### **WARNING**

Just like any other electrical appliance, this massage device must be handled with due care and attention in order to prevent the risk of electric shock.

For this reason, the device must only be operated as follows:

- with the mains voltage specified on the device only,
- never use the device if any damage to the appliance itself or to any of its accessories is evident,
- never during a thunderstorm.

In the event of a defect or malfunction, switch the device off immediately and disconnect it from the power supply. Never pull on the power cable or on the appliance in order to disconnect the plug from the mains outlet. Never hold or carry the device by the power cable. Keep the cables away from hot surfaces. Never open the device for any reason. If the power cord of the device is damaged, it must be replaced by the manufacturer or an authorised customer service technician in order to avoid hazard. Make sure that the massage device, the plug and the cable do not come into contact with water or other fluids.

For this reason, the device must be operated as follows:

- only in dry inside rooms,
- only with dry hands,
- never in the bath, in the shower or near a filled basin,
- never in swimming pools, whirlpools or in the sauna,
- never out in the open.
- Never try to retrieve the device if it falls into water. Disconnect the plug immediately from the mains outlet.

### **Repairs**

### **WARNING**

Repairs to electrical appliances must only be carried out by qualified persons. Incorrect repairs can lead to considerable danger for the user. In the event of repairs, please contact our customer service or an authorized dealer.

### **Fire hazard**

### **WARNING**

There is a risk of fire if the device is used incorrectly or if it is not used according to these operating instructions. For this reason, the massage device must only be operated as follows:

- Never operate the massage device for longer than 20 minutes (risk of overheating) and allow it to cool off for 15 minutes before using it again.
- Never leave the device unsupervised, particularly if children are around.
- Never use the device under covers, such as blankets or pillows.

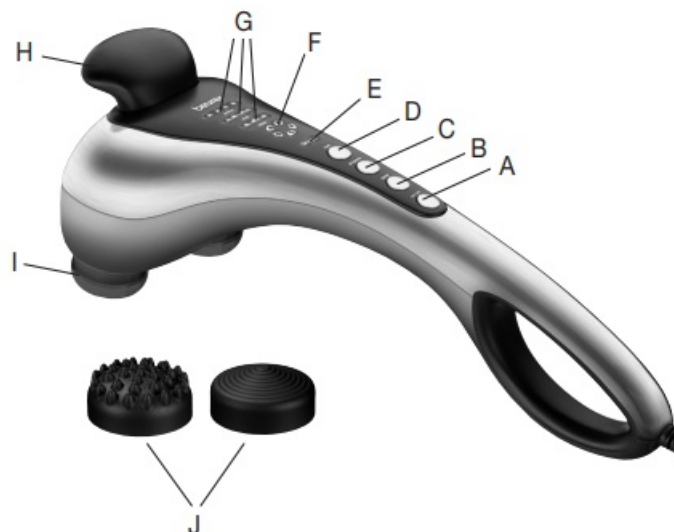
## Handling

### CAUTION

Switch the device off and disconnect the power supply after every use and before every cleaning.

- Make sure that all moving parts can move freely at all times.
- Make sure that no hair can get caught in the device.
- Avoid contact with sharp or pointed objects.
- Do not kink the cable.
- Make sure that the device is not too close to heat sources such as ovens, radiators or direct sunlight.

## Device description



- A On/off button
- B Speed  
Adjustability of massage speed
- C Programs  
Selection of different massage programs
- D Heat  
Infrared heating
- E Start  
Start program
- F Massage speed display
- G Massage program
- H Additional handle
- I Massage surface with infrared heating
- J Interchangeable massage attachments

## Initial use

- Remove the packaging and protective films from the device.
- Check the device, power supply and cables for damage.
- Connect the device to the mains power supply. The device must be switched off.
- Route the cable safely so that there is no risk of anyone tripping over it.

## Usage

Ensure that the device is switched off before plugging in the mains cable. Switch on the device using the On/off button. The start program starts.

The massage speed can be increased/decreased by one setting as required by pressing the “Speed” button. You can choose between 3 different massage programs (with automatic speed settings) by pressing the “Programs” button.

- Relax: A wave-action, relaxing massage.
- Vital: Vibrant and pulsating massage.
- Active: Penetrating and pulsating massage.

The infrared heating can be switched on in any massage program, using the “Heat” button. Guide the device with both hands to the area of the body to be massaged. You can stand, sit or lie down and can massage yourself or another person. The massage intensity can be altered by pressing more or less firmly with the massage device. Do not massage a certain site of the body for longer than 3 minutes and then change to other area of the body. After using for a maximum of 20 minutes, unplug the device and let it cool down. Keep the device dry.

## Note

- Do not use the massage device just before going to bed. The massage can also have a stimulating effect and may cause difficulties in getting off to sleep.
- The device has an automatic shut-off mechanism set to a maximum operating period of 20 minutes.

## WARNING

- The massage must be pleasant and relaxing at all times. Stop the massage or change the position of the massage device if you find it is painful or unpleasant.
- Do not jam or force any part of your body, in particular your fingers, into the area of the massage head.

## Cleaning and maintenance

### Cleaning

To clean the unplugged and cooled device, wipe with a slightly damp microfibre cloth. Then you can clean it with a cloth which is no more than lightly moistened. You can also use a mild detergent.

## WARNING

- Disconnect the device before cleaning it.
- Only clean the appliance in the manner specified. Fluid must never be allowed to enter into the device or accessories.

- Do not use the device again until it is completely dry.

### Storage

Keep the massage device in a cool and dry place where it is out of the reach of children. We recommend storing the device in its original packaging.

### What if there are problems?

Problem	Cause	Remedy
<b>Massage head does not move.</b>	Appliance not connected to the power supply.	Connect the plug to the mains supply and switch on the appliance.
	Device is not does not move.	Switch on the appliance.
	Overheating protection tripped.	Disconnect device from mains power, wait at least 15 minutes, plug in again and switch on.

### Disposal

#### CAUTION

For environmental reasons, do not dispose of the device in the household waste at the end of its useful life. Dispose of the unit at a suitable local collection or recycling point. Dispose of the device in accordance with EC Directive – WEEE (Waste Electrical and Electronic Equipment). If you have any questions, please contact the local authorities responsible for waste disposal.

### Technical specifications

Disposal	220-240 V~; 50 Hz; 20 W
Dimensions	45 x 16 x 14 cm
Weight	ca. 1.74 kg

### Warranty / Service

Further information on the warranty and warranty conditions can be found in the warranty leaflet supplied.

- Beurer GmbH
- Söflinger Str. 218
- 89077 Ulm, Germany
- [www.beurer.com](http://www.beurer.com)
- [www.beurer-healthguide.com](http://www.beurer-healthguide.com)
- [www.beurer-gesundheitsratgeber.com](http://www.beurer-gesundheitsratgeber.com)

### Documents / Resources

